

## SBS 44 200 Signal Building Block

H0 I  

### For Installing a Digital Braking Section

#### Description

The Signal building block enables locomotives with digital decoders to slowly come to a stop at a red signal. The braking behaviour of the locomotive is determined by the setting in the decoder.

The module is either switched to red or green by key switches or it can be connected to a solenoid decoder (e.g. Uhlenbrock MD2 67200), so it can be controlled by a digital center.

The Signal building block has an additional output so that it can switch the lamps on a light signal.

#### Which Decoders are braked softly?

Manufacturer	Type
Uhlenbrock	750, 751, 770, 75100, 75200, 75400, 75420, 75520, 75530, 73500, 73510, 76500, 76520, 77500
Märklin	6090, 60901, 60902, all Locomotives with catalogue numbers 37xxx
Lenz*	LE130, LE130XF, LE010, LE011, LE0521, LE1024, LE1025 (see description of CV50 in the operating instructions)
ESU*	Loksound 2, Loksound XL, Lokpilot, Lokpilot DCC

*\*) Decoders from other manufacturers are given with reservations.*

*Please always take note of the manufacturer's instruction for the appropriate decoder.*

#### Note for Uhlenbrock Multi-protocol Decoders

If you are using an Uhlenbrock multi-protocol decoder (73500, 73510, 76500, 76520, 77100) together with this module, then check the following decoder settings:

CV 29, Bit 2 = 1 (Factory setting 1)

CV 49, Bit 7 = 1 (Factory setting 0)

#### Suggested track lengths for the various track systems

Section	Use	H0 3L	H0 2L	Gauge I
1	Running section	7-9 cm	35-40 cm	60-75 cm
2	Braking section	> 36 cm	> 36 cm	> 90 cm
3	Stop section	36 cm	36 cm	90 cm

[www.uhlenbrock.de](http://www.uhlenbrock.de)

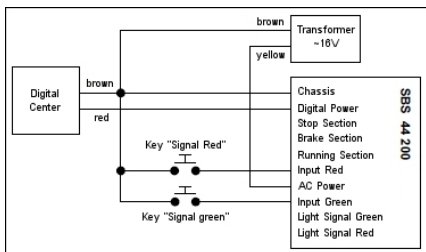
For the latest information on the Intellibox, a price or dealer list or various Publications for download, our Website is definitely worth a visit.

#### Guarantee declaration

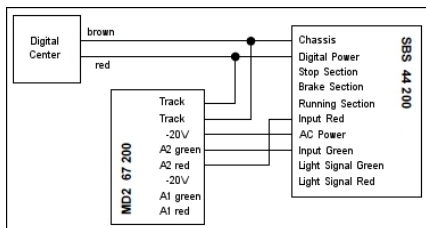
Each component is tested for its complete functionality before distribution. If a fault should arise within the guarantee period of 2 years, we will repair the component free of charge upon production of proof of purchase. The warranty claim is void if the damage was caused by inappropriate treatment.

## Connections

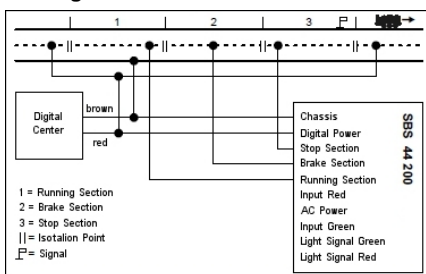
### Connecting terminals Input red/green on a turnout panel (buttons)



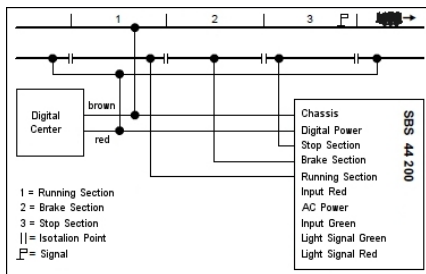
### Connecting terminals Input red/green on a solenoid decoder



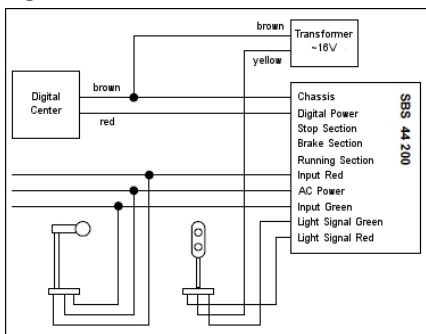
### Connecting terminals stop section, braking and sections on a 3-Rail track



### Connecting terminals stop, braking and running sections on a 2-Rail track



### Connection of semaphore and light signals



**Uhlenbrock Elektronik**

Our contact Details:

#### Service

In the event of a defect or failure send the unit together with the invoice and a short description of the fault back to us for repair.

#### Hotline

We are available if you have any questions!  
Your direct line to a technician: **0 20 45 - 85 83 27**  
Mon - Tue - Thu - Fri, 14:00-16:00 and Wed 16:00-18:00



Uhlenbrock Elektronik GmbH  
Mercatorstr. 6  
D-46244 Bottrop  
Made in Germany

Electronic devices do not belong in household rubbish

Part No. 44 200

